


TBS-4MG General line Saw

Description

General line cans are quite difficult to cut in order to perform double seam inspection. The Quality By vision General Line saw is a double seam saw designed especially to cut general line cans.

- Designed especially for the tough requirements of general line cans.
- Quick manual operation.
- Stainless steel case
- Proximity switch - improved safety
- Easy cleaning
- Simple maintenance operations
- Cuts double seams easily with little or no deformation.
- Noise level 105 db




TBS-4MG General line Saw

TBS-4MG General line Saw

Description

General line cans are quite difficult to cut in order to perform double seam inspection. The Quality By vision General Line saw is a double seam saw designed especially to cut general line cans.

- Designed especially for the tough requirements of general line cans.
- Quick manual operation.
- Stainless steel case
- Proximity switch - improved safety
- Easy cleaning
- Simple maintenance operations
- Cuts double seams easily with little or no deformation.
- Noise level 105 db



TBS-4MG General line Saw

Specification

Net Weight	35 Kg
Operation voltage	110V / 220V
Range	50-300mm
Cut width	12.7mm (1/2 inch).
Speed	500RPM
Operation	Manual
Locking	Clamping device
Blades	100 x 22 x 0.5 300T H.S.S or TiN

Net Weight	77 lbs
Operation voltage	110V / 220V
Range	2"-12"
Cut width	0.5"
Speed	500RPM
Operation	Manual
Locking	Clamping device
Blades	Metric or Inch H.S.S or TiN blades


Pictures



TBS-4MG General line Saw



12" diameter pail



A triple seam, as viewed when cut by the TBS-4MG saw